




*Specialist for Pumping Technology*



**GSD**

**Single stage, end suction,  
general service pump**

# GSD PUMP

## Ruhrpumpen GSD Pump

The Ruhrpumpen GSD Pumps are single stage end suction centrifugal pumps combining advanced engineering to cover the widest possible range of service conditions with interchangeable parts and sub-assemblies.

Back Pull-Out construction permits servicing pump rotating assembly without disturbing piping connections.

This reduces plant maintenance costs and facilitates conversions for future changes in systems or process requirements.

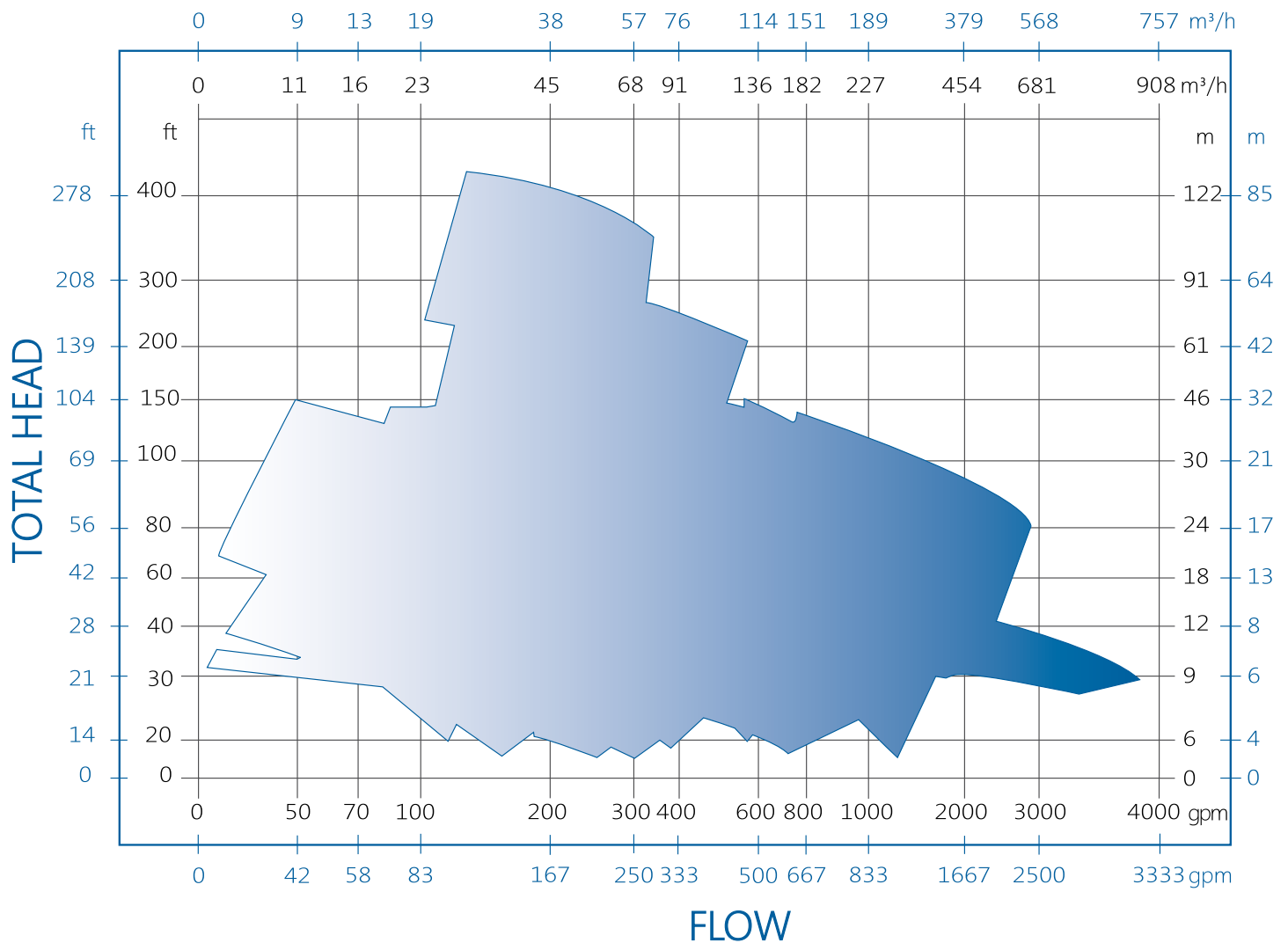
These general purpose pumps with semi-open impeller gives outstanding performance when handling either clear liquids or liquids with small solids in suspension.

## Selection Chart


### Selection Chart GSD

VARIOUS POLES

– 50 Hz – 60 Hz



## Characteristics



-Images for illustration purposes not actual construction.

- 1** PACKING BOX COVER. Heavy one-piece casting with rabbeted flange for positive alignment. Packing is easily accessible with removable split gland.
- 2** PUMP SHAFT. With optimum diameter and bearing span to minimize deflection. Fully protected with shaft sleeve.
- 3** BALL BEARING. Grease lubricated with oil lubrication as an available option. Ball bearings are extra large thoroughly protected from dust and moisture to provide long life under severe conditions.
- 4** MECHANICAL SEAL. Interchangeable with packing without special machining.
- 5** FLUSH PLAN. Plan 11 - This feature aids in cooling and lubrication of the packing or mechanical seal.
- 6** FLANGES. ANSI 150 # or 300 # flange drilling is available based on material selection. RF or FF designs are available based on requirements.
- 7** CASING. Radially split design with streamlined volute and integral suction cover. Double volute casing on 8" and larger pumps reduces radial deflection forces and prolongs pump life under carrying or off-peak head conditions.

## GSD PERFORMANCE DATA

Capacity	up to 908 m <sup>3</sup> /h	4,000 U.S. gpm
Head	up to 122 m	400 ft
Pressure	up to 12 bar	175 psig
Temperature	up to 121 °C	250 °F

Note: For pump operation outside this range, please contact a Ruhrpumpen representative.

## OPTIONAL FEATURES

- Oil lubrication
- Back-pullout available on some models as an upgrade
- Mechanical seal or packing
- Flanged and threaded connections
- Internal flush line or piping plans lubrication
- Available in 28 sizes

## DESCRIPTION

- Single stage horizontal centrifugal pump
- Semi-open adjustable impeller
- Clockwise rotation viewed from coupling end
- Back pull-out construction (optional)
- Interchangeable liquids ends
- Grease lubrication
- Packing or mechanical seal
- Frame mounted as standard
- Cast Iron as standard material

## APPLICATIONS

- Irrigation
- Industrial Applications
- Water Supply Systems
- Agricultural Irrigation
- Construction Projects
- Recirculation
- Booster Service
- HVAC

## BENEFITS

- Maximum parts Interchangeability
- Reducing plant maintenance costs
- Conversion for future changes in systems or process requirements
- Custom Built pump

## +65 years creating the pumping technology that moves our world

Ruhrpumpen is an innovative and efficient pump technology company that offers highly-engineered and standard pumping solutions for the oil & gas, power generation, industrial, water and chemical markets. We offer a broad range of centrifugal and reciprocating pumps that meet and exceed the requirements of the most demanding quality specifications and industry standards such as API, ANSI, UL, FM, ISO and Hydraulic Institute.

